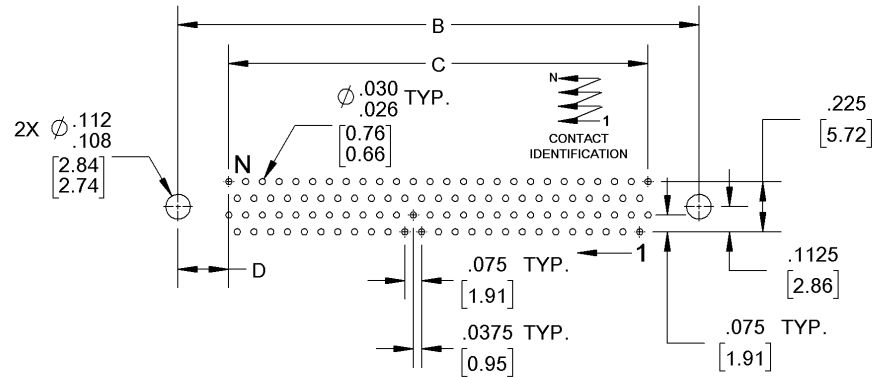
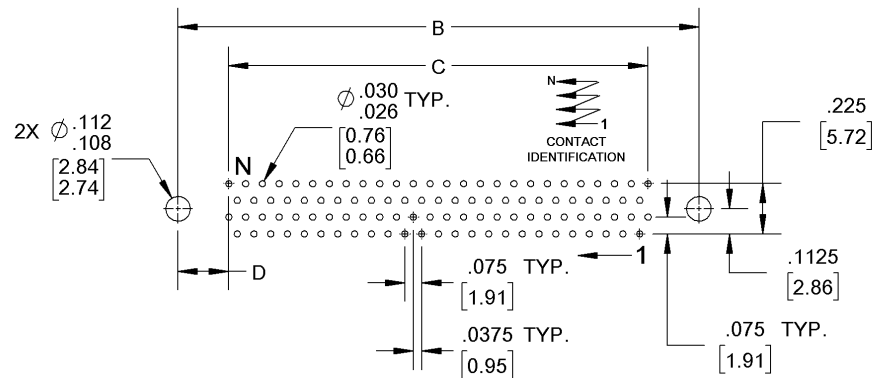


**PWB PATTERN
4 ROW RECEPTACLE**
AS VIEWED FROM THE CONNECTOR SIDE

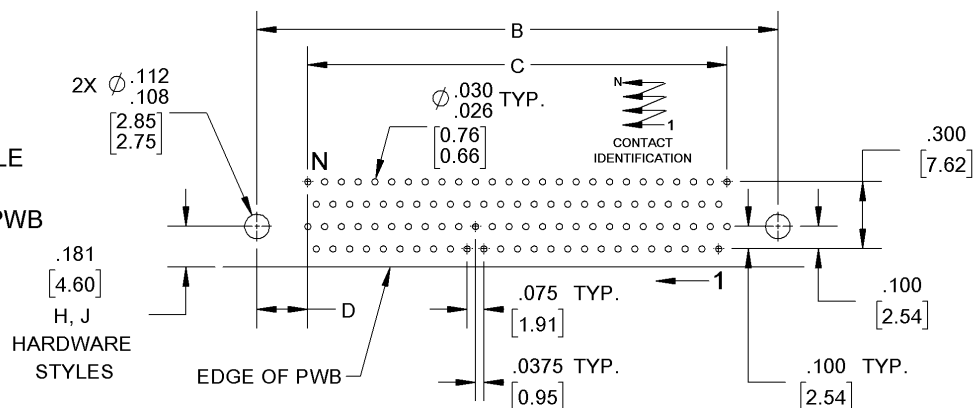
FDE DIP SOLDER
STRAIGHT
RECOMMENDED PWB
LAYOUT



FDE STACKING
RECOMMENDED PWB
LAYOUT



FDE RIGHT ANGLE
DIP SOLDER
RECOMMENDED PWB
LAYOUT



No. of Contacts	B	C	D
102	2.330 [59.18]	1.875 [47.625]	.228 [5.78]
202	4.200 [106.68]	3.750 [95.25]	.225 [5.72]